



### General Description

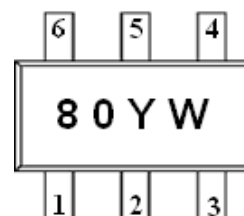
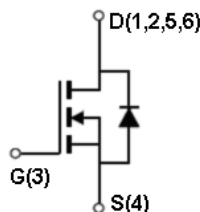
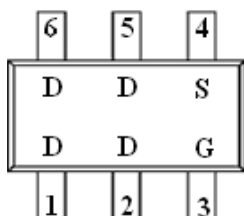
AFN1480, N-Channel enhancement mode MOSFET, uses Advanced Trench Technology to provide excellent  $R_{DS(ON)}$ , low gate charge.

These devices are particularly suited for low voltage power management, such as smart phone and notebook computer and other battery powered circuits, and low in-line power loss are needed in commercial industrial surface mount applications.

### Features

- 100V/2.3A,  $R_{DS(ON)}=285m\Omega@V_{GS}=10V$
- 100V/1.8A,  $R_{DS(ON)}=295m\Omega@V_{GS}=4.5V$
- Super high density cell design for extremely low  $R_{DS(ON)}$
- Exceptional on-resistance and maximum DC current capability
- SOT-363 package design

### Pin Description ( SOT-363 )



### Application

- Load Switches
- DC/DC Converters
- Power Management
- LED Backlighting

### Pin Define

Pin	Symbol	Description
1	D	Drain
2	D	Drain
3	G	Gate
4	S	Source
5	D	Drain
6	D	Drain

### Ordering Information

Part Ordering No.	Part Marking	Package	Unit	Quantity
AFN1480S36RG	80YW	SOT-363	Tape & Reel	3000 EA

- ※ 80 parts code
- ※ Y year code ( 0 ~ 9 )
- ※ W week code ( A ~ Z = 1 ~ 26 / a ~ z = 27 ~ 52 )
- ※ AFN1480S36RG : 7" Tape & Reel ; Pb- Free ; Halogen -Free



## Absolute Maximum Ratings

( $T_A=25^\circ\text{C}$  Unless otherwise noted)

Parameter	Symbol	Value	Unit
Drain-Source Voltage	$V_{DSS}$	100	V
Gate-Source Voltage	$V_{GSS}$	$\pm 20$	V
Continuous Drain Current( $T_J=150^\circ\text{C}$ )	$I_D$	$T_A=25^\circ\text{C}$	2.3
		$T_A=70^\circ\text{C}$	1.8
Pulsed Drain Current	$I_{DM}$	7	A
Continuous Source Current(Diode Conduction)	$I_S$	1.3	A
Power Dissipation	$P_D$	$T_A=25^\circ\text{C}$	1.5
		$T_A=70^\circ\text{C}$	1.0
Operating Junction Temperature	$T_J$	150	$^\circ\text{C}$
Storage Temperature Range	$T_{STG}$	-55/150	$^\circ\text{C}$
Thermal Resistance-Junction to Ambient	$R_{\theta JA}$	120	$^\circ\text{C/W}$

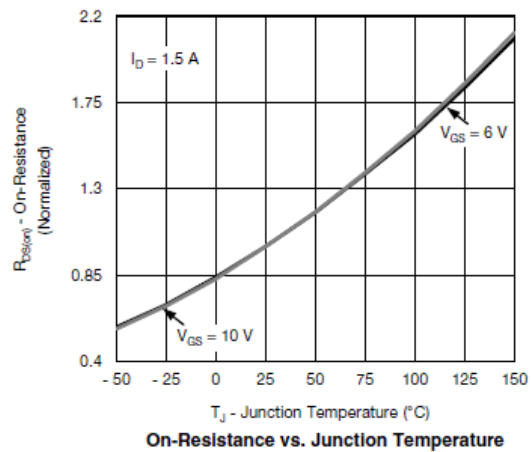
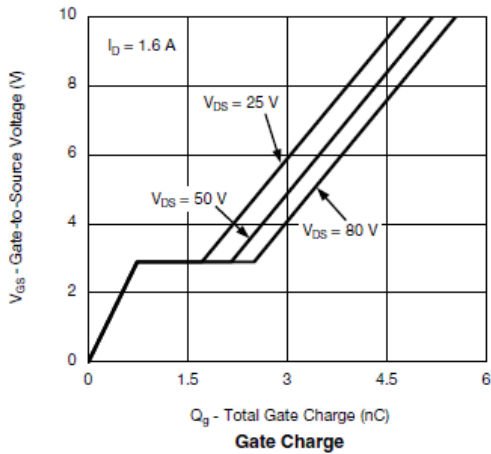
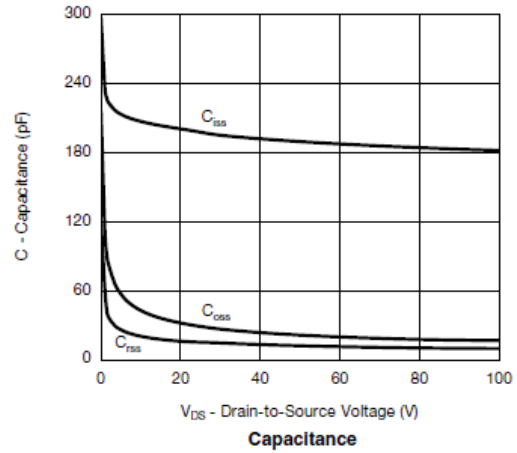
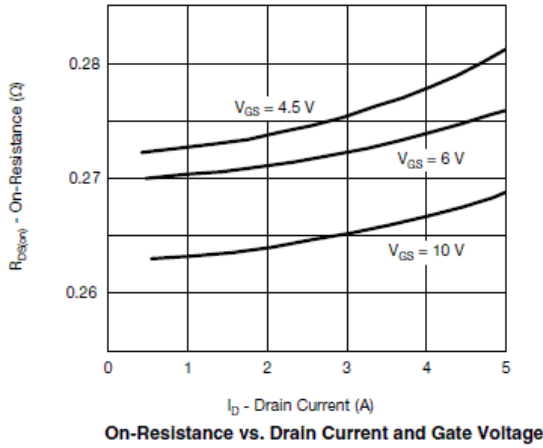
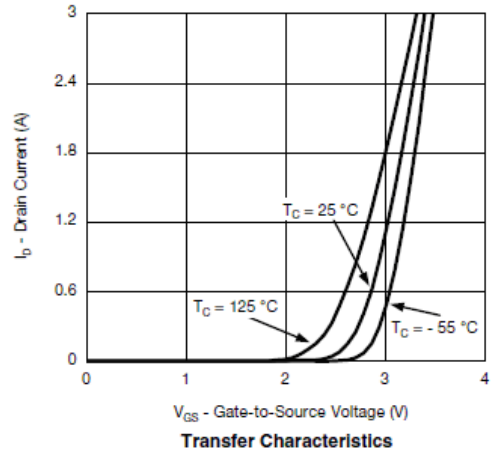
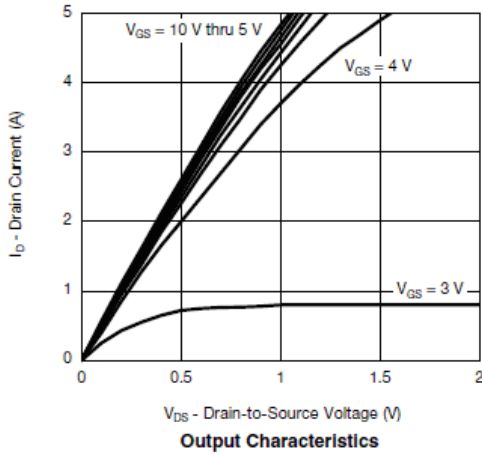
## Electrical Characteristics

( $T_A=25^\circ\text{C}$  Unless otherwise noted)

Parameter	Symbol	Conditions	Min.	Typ	Max.	Unit
<b>Static</b>						
Drain-Source Breakdown Voltage	$V_{(BR)DSS}$	$V_{GS}=0V, I_D=250\mu\text{A}$	100			V
Gate Threshold Voltage	$V_{GS(th)}$	$V_{DS}=V_{GS}, I_D=250\mu\text{A}$	1.0		2.0	
Gate Leakage Current	$I_{GSS}$	$V_{DS}=0V, V_{GS}=\pm 20V$			$\pm 100$	nA
Zero Gate Voltage Drain Current	$I_{DSS}$	$V_{DS}=80V, V_{GS}=0V$			1	uA
		$V_{DS}=80V, V_{GS}=0V$ $T_J=85^\circ\text{C}$			10	
On-State Drain Current	$I_{D(on)}$	$V_{DS} \geq 5V, V_{GS}=4.5V$	5			A
Drain-Source On-Resistance	$R_{DS(on)}$	$V_{GS}=10V, I_D=2.3A$		265	285	m $\Omega$
		$V_{GS}=4.5V, I_D=1.8A$		275	295	
Forward Transconductance	$g_{FS}$	$V_{DS}=20V, I_D=1.5A$		2		S
Diode Forward Voltage	$V_{SD}$	$I_S=1.3A, V_{GS}=0V$		0.85	1.2	V
<b>Dynamic</b>						
Total Gate Charge	$Q_g$	$V_{DS}=50V, V_{GS}=4.5V$ $I_D \equiv 1.6A$		2.8	5.8	nC
Gate-Source Charge	$Q_{gs}$			0.75		
Gate-Drain Charge	$Q_{gd}$			1.4		
Input Capacitance	$C_{iss}$	$V_{DS}=50V, V_{GS}=0V$ $f=1\text{MHz}$		200		pF
Output Capacitance	$C_{oss}$			22		
Reverse Transfer Capacitance	$C_{rss}$			13		
Turn-On Time	$t_{d(on)}$	$V_{DD}=50V, R_L=39\Omega$ $I_D \equiv 1.3A, V_{GEN}=4.5V$ $R_G=1\Omega$		25	50	ns
	$t_r$			20	50	
Turn-Off Time	$t_{d(off)}$			15	30	
	$t_f$			10	25	

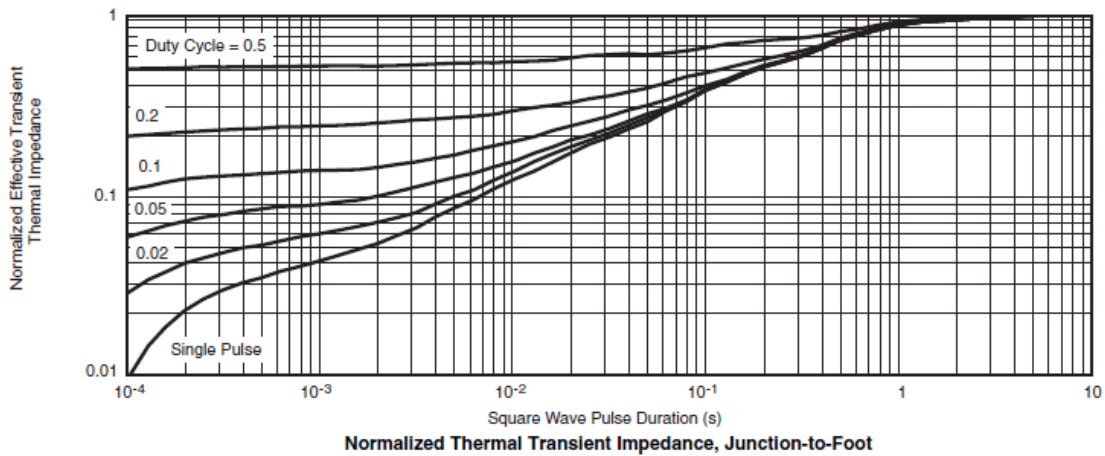
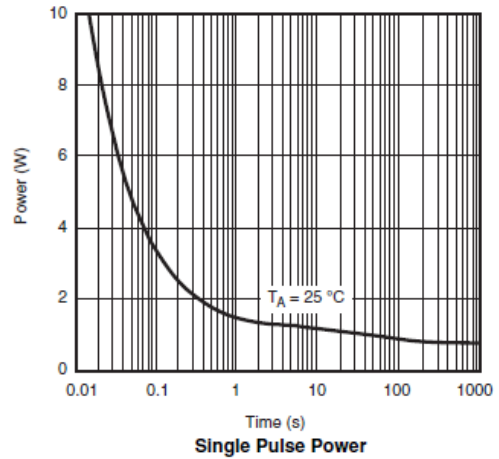
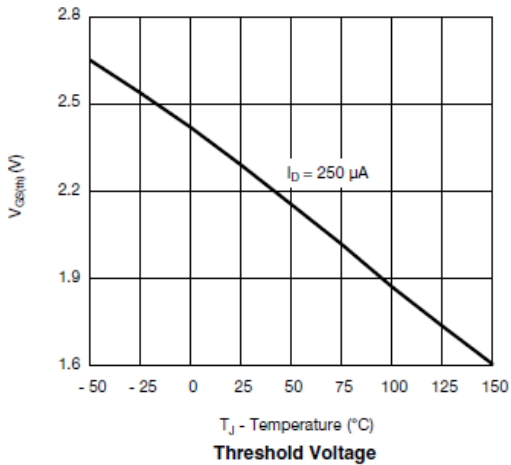
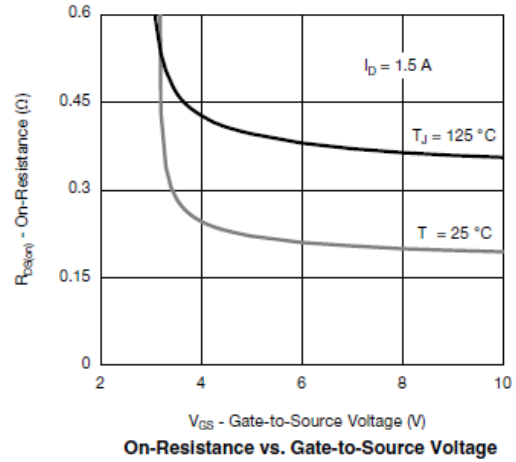
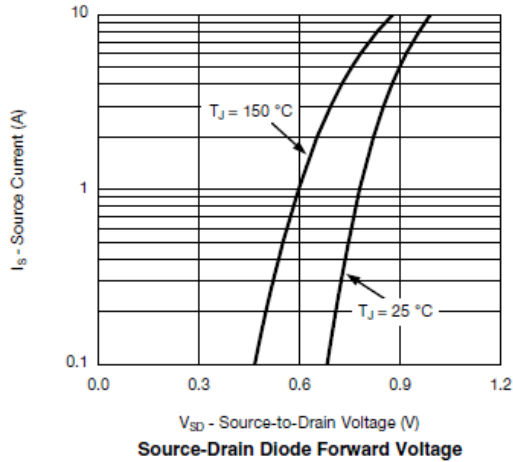


## Typical Characteristics





## Typical Characteristics





## Typical Characteristics

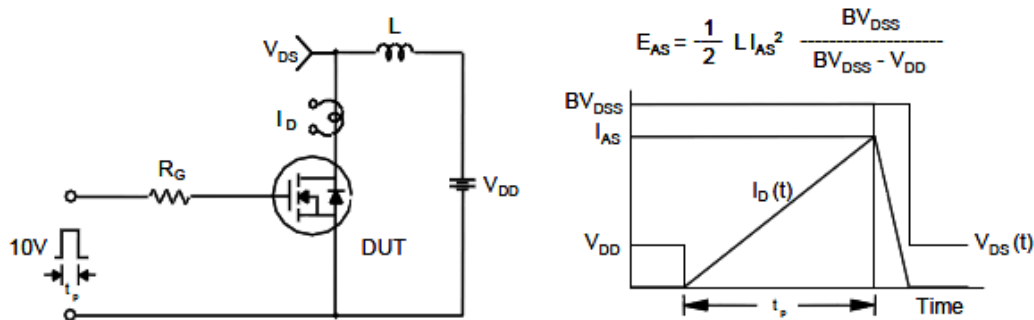
Gate Charge Test Circuit & Waveform



Resistive Switching Test Circuit & Waveforms

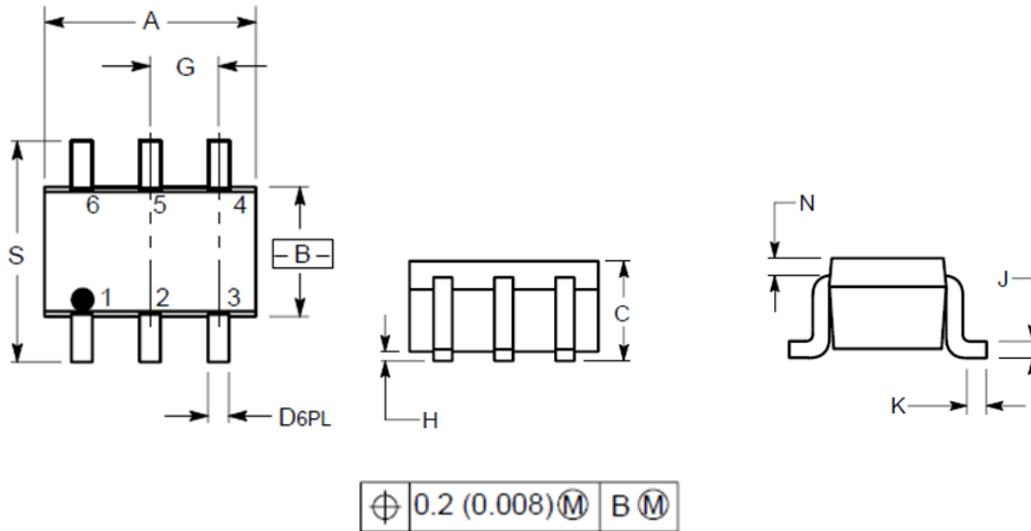


Unclamped Inductive Switching Test Circuit & Waveforms





**Package Information ( SOT-363 )**



DIM	INCHES		MILLIMETERS	
	MIN	MAX	MIN	MAX
A	0.071	0.087	1.80	2.20
B	0.045	0.053	1.15	1.35
C	0.031	0.043	0.80	1.10
D	0.004	0.012	0.10	0.30
G	0.026 BSC		0.65 BSC	
H	---	0.004	---	0.10
J	0.004	0.010	0.10	0.25
K	0.004	0.012	0.10	0.30
N	0.008 REF		0.20 REF	
S	0.079	0.087	2.00	2.20

©2010 Alfa-MOS Technology Corp.  
 2F, No.80, Sec.1, Cheng Kung Rd., Nan Kang Dist., Taipei City 115, Taiwan (R.O.C.)  
 Tel : 886 2) 2651 3928  
 Fax : 886 2) 2786 8483  
 ©http://www.alfa-mos.com